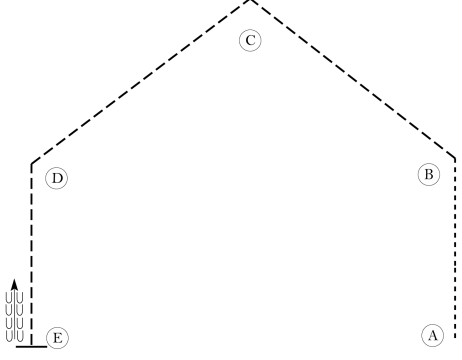


Aurora Horsemen's Association Open Show

Judges Sheets

Show Date: 10-10-2020

English Pattern Walk-Trot



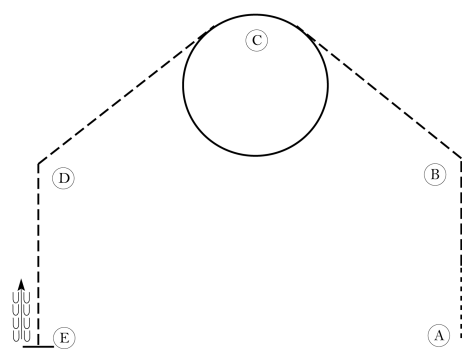
Be ready at A.

1. Walk to B.
2. Trot on the left diagonal to C.
3. Change diagonals and trot on the right diagonal to D.
4. Sitting trot to E.
5. Halt at E and back approximately one horse length.

When dismissed, follow the instructions of your ring steward.

| | |
|---------------|-------|
| Walk | ----- |
| Trot | ----- |
| Extended Trot | ----- |
| Canter | ----- |
| Leg Yield | |
| Lead Change | |
| Back | |
| Marker | ← |
| Sidepass | ← |
| Hand Gallop | ← |

English Pattern 13 & Under



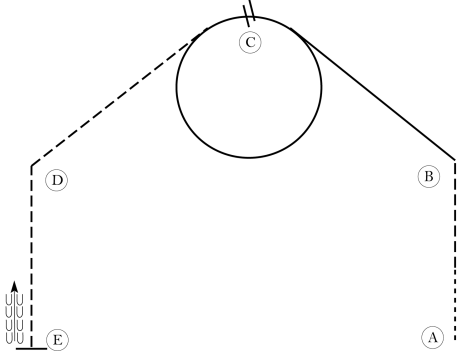
Be ready at A.

1. Walk approximately 2 horse lengths from A.
2. Trot on the right diagonal to C.
3. Canter a circle on the left lead around C.
4. Sitting trot to D.
5. Trot on the left diagonal to E.
6. Halt at E and back approximately one horse length.

When dismissed, follow the instructions of your ring steward.

| | |
|---------------|-------|
| Walk | ----- |
| Trot | ----- |
| Extended Trot | ----- |
| Canter | ----- |
| Leg Yield | |
| Lead Change | |
| Back | |
| Marker | ← |
| Sidepass | ← |
| Hand Gallop | ← |

English Pattern 14-18, 19-39, 40 & Over



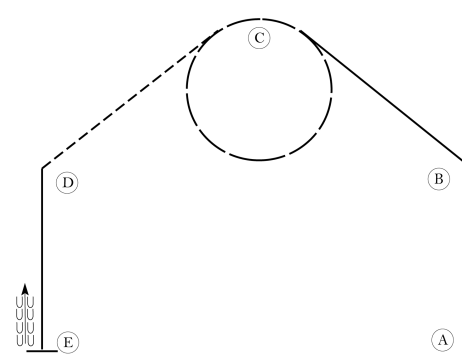
Be ready at A.

1. Walk approximately 2 horse lengths from A.
2. Trot on the right diagonal to B.
3. Canter on the right lead to C.
4. Perform a simple lead change at C.
5. Canter a circle on the left lead around C.
6. Sitting trot to D.
7. Trot on the left diagonal to E.
8. Halt at E and back approximately one horse length.

When dismissed, follow the instructions of your ring steward.

| | |
|---------------|-------|
| Walk | ----- |
| Trot | ----- |
| Extended Trot | ----- |
| Canter | ----- |
| Leg Yield | |
| Lead Change | |
| Back | |
| Marker | ← |
| Sidepass | ← |
| Hand Gallop | ← |

English Pattern Open



Be ready at A.

1. Walk approximately 2 horse lengths from A.
2. Trot on the right diagonal to B.
3. Canter on the left lead to C.
4. Hand gallop a circle around C.
5. Trot on the left diagonal to D.
6. Canter on the right lead to E.
7. Halt at E and back approximately one horse length.

When dismissed, follow the instructions of your ring steward.

| | |
|---------------|-------|
| Walk | ----- |
| Trot | ----- |
| Extended Trot | ----- |
| Canter | ----- |
| Leg Yield | |
| Lead Change | |
| Back | |
| Marker | ← |
| Sidepass | ← |
| Hand Gallop | ← |

Pattern Provided by:
AHA

Aurora Horsemen's Association Open Show

Judges Sheets

Show Date: 10-10-2020

Western Horsemanship Walk-Trot

Be ready at A.

1. Walk from A to B.
2. Jog a circle to the right.
3. Halfway between B and C, extend the jog.
4. Extend the jog to D.
5. Stop at D and back approximately one horse length.

Follow the instructions of your ring steward.

Walk -----
Jog -----
Extended Jog -----
Lope =====
Leg Yield |||||
Lead Change /\/\/
Back <---
Marker (B)
Sidepass <--->

Western Horsemanship 13 & Under

Be ready at A.

1. Walk 2 horse lengths from A.
2. Jog to B.
3. Lope a circle to the right.
4. Halfway between B and C, perform a simple lead change.
5. Lope on the left lead to D.
6. Stop at D and back approximately one horse length.

Follow the instructions of your ring steward.

Walk -----
Jog -----
Extended Jog -----
Lope =====
Leg Yield |||||
Lead Change /\/\/
Back <---
Marker (B)
Sidepass <--->

Western Horsemanship 14-18, 19-39, 40 & Over

Be ready at A.

1. Jog from A to B.
2. Lope a circle to the right.
3. Halfway between B and C, perform a simple lead change.
4. Lope on the left lead to D.
5. Stop at D and back approximately one horse length.
6. Spin 3/4 turn to the left and walk off.

Follow the instructions of your ring steward.

Walk -----
Jog -----
Extended Jog -----
Lope =====
Leg Yield |||||
Lead Change /\/\/
Back <---
Marker (B)
Sidepass <--->

Western Horsemanship Open

Be ready at A.

1. Extend the jog from A to B.
2. Stop at B and complete a 360 degree spin right.
3. Lope a large fast circle to the right.
4. At B, slow to a lope.
5. Halfway between B and C, change leads.
6. Lope on the left lead to D.
7. Stop at D and back approximately one horse length.
8. Spin 3/4 turn to the left and walk off.

Follow the instructions of your ring steward.

Walk -----
Jog -----
Extended Jog -----
Lope =====
Leg Yield |||||
Lead Change /\/\/
Back <---
Marker (B)
Sidepass <--->

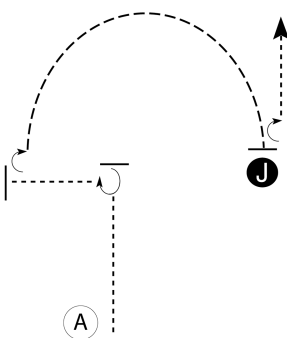
Pattern Provided by:
AHA

Aurora Horsemen's Association Open Show

Judges Sheets

Show Date: 10-10-2020

Showmanship 13 & Under



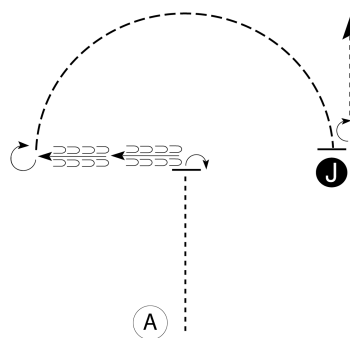
Be ready at A.

1. When acknowledged, walk until even with Judge.
2. Stop and perform a 270 degree turn.
3. Walk approximately two horse lengths.
4. Stop and perform a 90 degree turn.
5. Trot in a half circle to Judge.
6. Stop and set up for inspection.
7. When dismissed, perform a 180 degree turn and walk straight away from judge.

Follow the instructions of your ring steward.

Walk -----
 Trot -----
 Back <-----
 Marker (B)
 Judge (J)

Showmanship 14-18, 19-39, 40 & Over



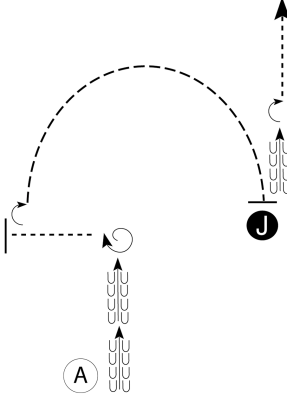
Be ready at A.

1. When acknowledged, walk until horse's hip is even with Judge.
2. Perform a 90 degree turn.
3. Back approximately two horse lengths.
4. Stop and perform a 270 degree turn.
5. Trot in a half circle to Judge.
6. Stop and set up for inspection.
7. When dismissed, perform a 180 degree turn and walk straight away from judge.

Follow the instructions of your ring steward.

Walk -----
 Trot -----
 Back <-----
 Marker (B)
 Judge (J)

Showmanship Open



Be ready at A.

1. When acknowledged, back approximately 2 horse lengths.
2. Perform a 450 degree turn (1 1/4).
3. Walk approximately two horse lengths.
4. Stop and perform a 90 degree turn.
5. Trot in a half circle to Judge.
6. Stop and set up for inspection.
7. When dismissed, back approximately one horse length.
8. Perform a 180 degree turn and walk straight away from judge.

Follow the instructions of your ring steward.

Walk -----
 Trot -----
 Back <-----
 Marker (B)
 Judge (J)

Pattern Provided by:
AHA