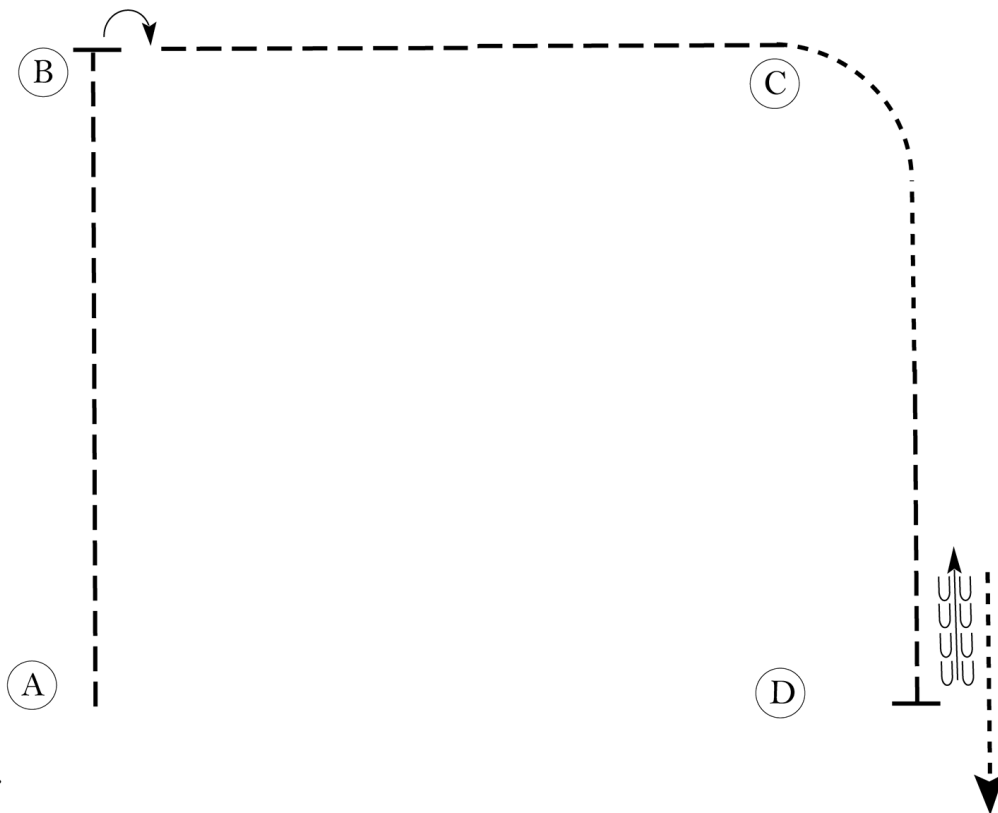


Aurora Horsemen's Association

Open Show

English Pattern (Walk-Trot)

Show Date: 07-25-2020



Be ready at A.

1. Posting trot on the left diagonal to B.
2. Stop at B and execute a 90 degree turn on the haunches to the right.
3. Posting trot on the right diagonal to C.
4. At C, drop to a walk and walk halfway to D.
5. Sitting trot to D.
6. Stop at D and back approximately one horse length.
7. Walk forward to and past D.

Follow the instructions of your ring steward.

Walk	----
Trot	- - - -
Extended Trot	-----
Canter	=====
Leg Yield	
Lead Change	///
Back	←←←
Marker	(B)
Sidepass	↖↗
Hand Gallop	=====

[HSE/WT-43]

Pattern Provided by:

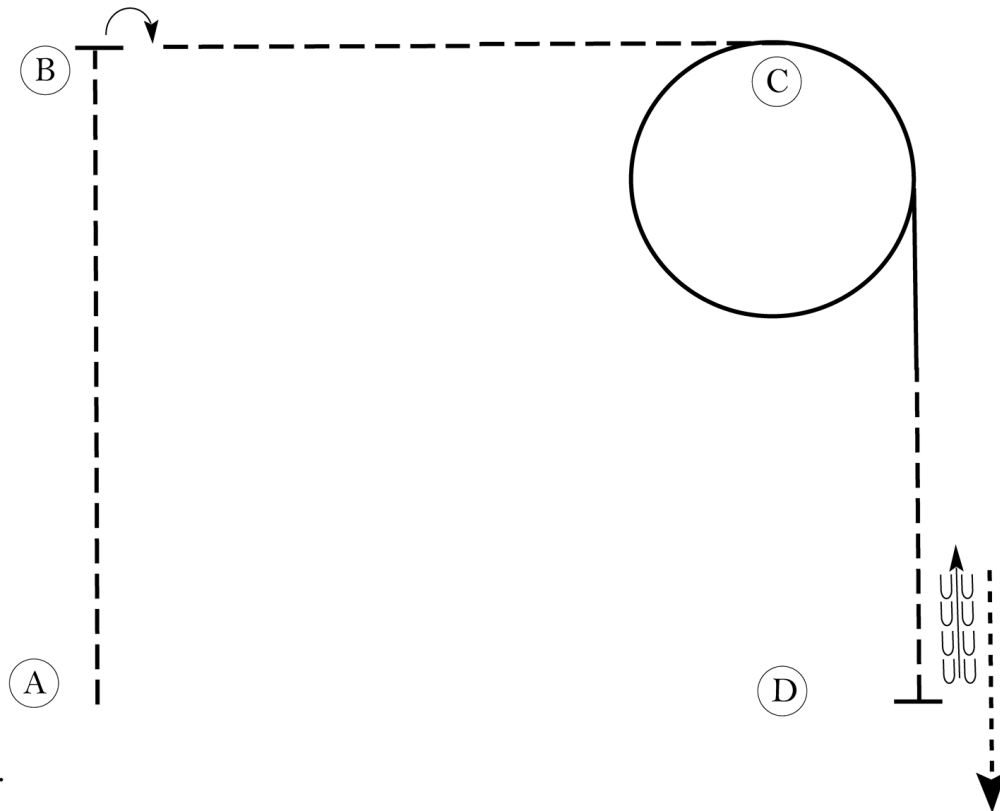
AHA

Aurora Horsemen's Association

Open Show

English Pattern (13 & Under)

Show Date: 07-25-2020



Be ready at A.

1. Sitting trot to B.
2. Stop at B and execute a 90 degree turn on the haunches to the right.
3. Posting trot on the right diagonal to C.
4. Canter on the right lead in a circle around C.
5. Continue on the right lead halfway to D.
6. Posting trot on the left diagonal to D.
7. Stop at D and back approximately one horse length.
8. Walk forward to and past D.

Follow the instructions of your ring steward.

Walk	-----
Trot	- - - - -
Extended Trot	— — — — —
Canter	—————
Leg Yield	
Lead Change	↗ ↘
Back	← ← ← ← ←
Marker	(B)
Sidepass	← — — — — →
Hand Gallop	—————

[HSE/1-43]

Pattern Provided by:

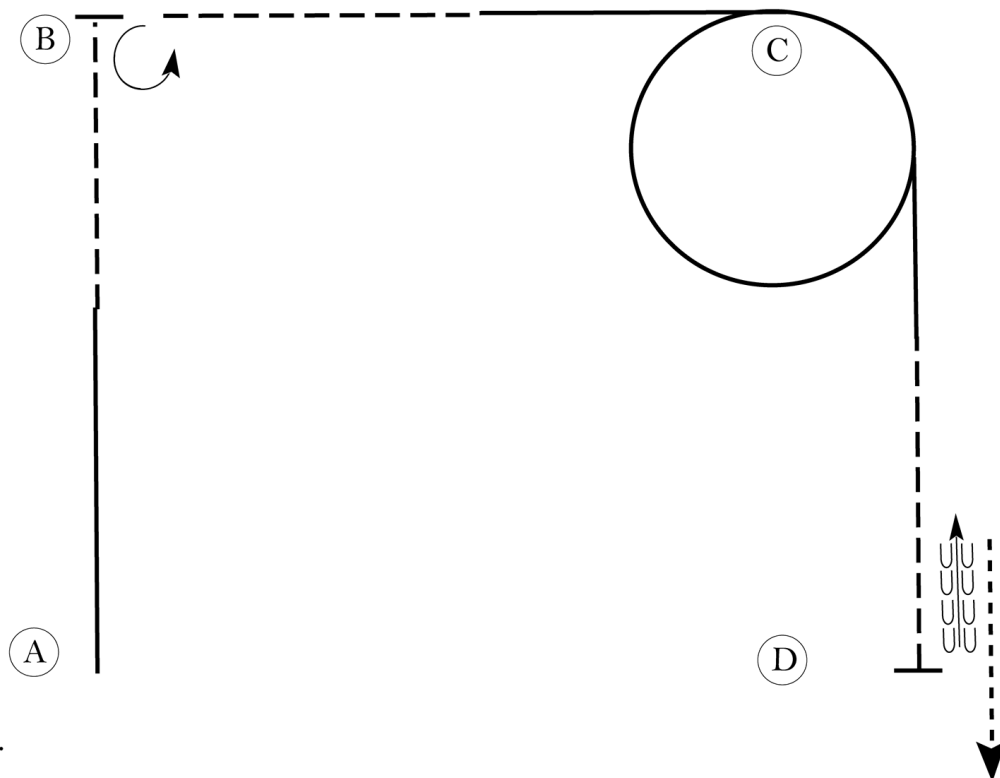
AHA

Aurora Horsemen's Association

Open Show

English Pattern (14-18, 19-39, 40 & Over)

Show Date: 07-25-2020



Be ready at A.

1. Canter on the left lead halfway to B.
2. Sitting trot to B.
3. Stop at B and execute a 270 degree turn on the haunches to the left.
4. Posting trot on the right diagonal halfway to C.
5. Canter on the right lead to and in a circle around C.
6. Continue on the right lead halfway to D.
7. Posting trot on the left diagonal to D.
8. Stop at D and back approximately one horse length.
9. Walk forward to and past D.

Follow the instructions of your ring steward.

Walk	-----
Trot	- - - - -
Extended Trot	— — — — —
Canter	—————
Leg Yield	
Lead Change	↗ ↘
Back	← ← ← ← ←
Marker	(B)
Sidepass	← — — — — →
Hand Gallop	—————

[HSE/3-43]

Pattern Provided by:

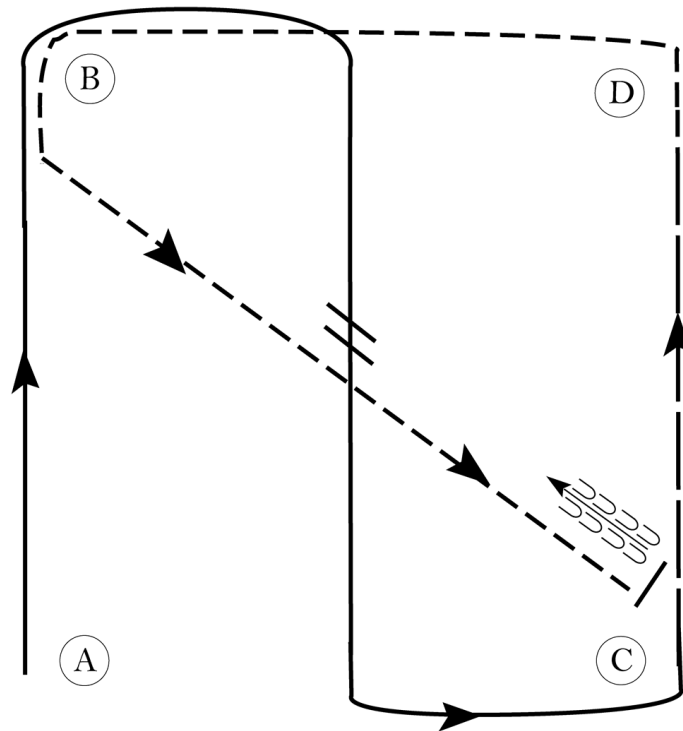
AHA

Aurora Horsemen's Association

Open Show

English Pattern (Open)

Show Date: 07-25-2020



Be ready at A.

1. Canter on the right lead to and around B.
2. Halfway between B and C, change leads.
3. Canter on left lead to and around C.
4. Hand gallop from C to D.
5. At D, perform a posting trot on the right diagonal.
6. At B, two point at the trot until halfway to C.
7. Sitting trot to C.
8. Stop and back one horse length at C.

Walk	-----
Trot	- - - - -
Extended Trot	— — — —
Canter	— — — —
Leg Yield	
Lead Change	— — — —
Back	← ← ← ←
Marker	Ⓚ
Sidepass	← — — — →
Hand Gallop	— — — —

[HSE/3-25]

Pattern Provided by:

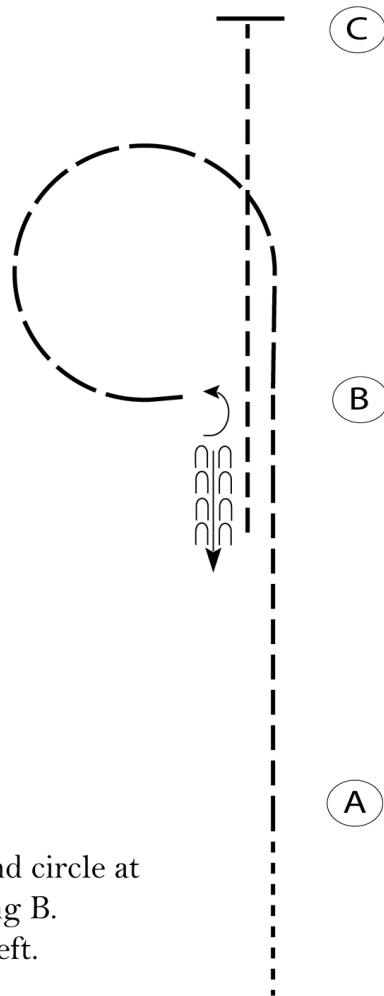
AHA

Aurora Horsemen's Association

Open Show

Western Horsemanship (Walk-Trot)

Show Date: 07-25-2020



Begin before A at a walk.

1. Jog from A to B.
2. At B, extend the jog and circle at B as shown. Stop facing B.
3. Turn 1/4 turn to the left.
4. Back one horse length.
5. Jog to C. Stop at C.

Follow the instructions of your ring steward.

Walk	-----
Jog	- - - - -
Extended Jog	- - - - -
Lope	=====
Leg Yield	
Lead Change	— / —
Back	← ← ← ← ←
Marker	ⓑ
Sidepass	← — — — — →

[WH/WT-17]

Pattern Provided by:

AHA

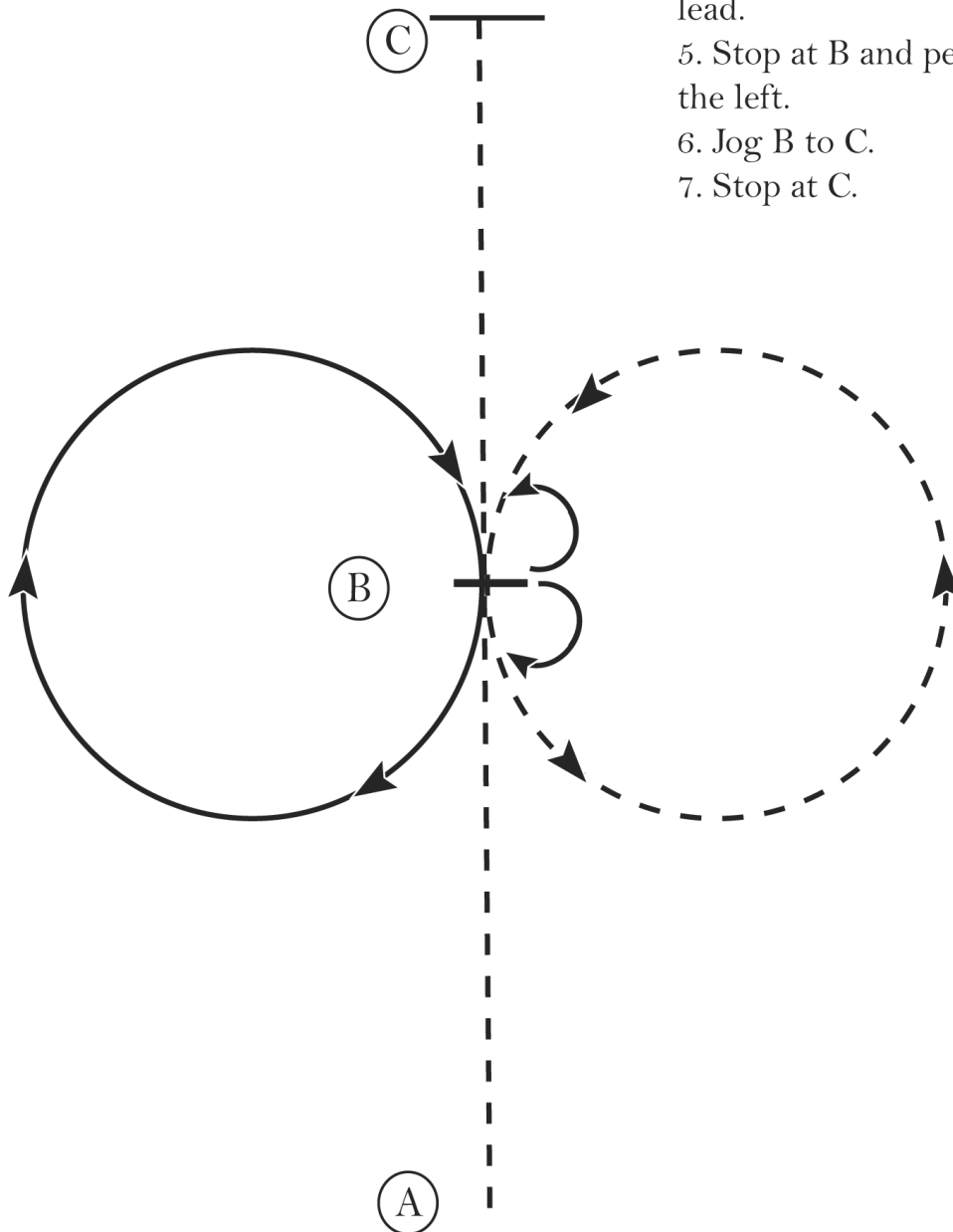
Aurora Horsemen's Association

Open Show

Western Horsemanship (13 & Under)

Show Date: 07-25-2020

1. Jog A to B.
2. Stop at B and perform a 180 degree turn to the right on the hindquarters.
3. Jog a circle to the left.
4. At B lope a circle to the right on the right lead.
5. Stop at B and perform a 180 degree turn to the left.
6. Jog B to C.
7. Stop at C.



Walk
Jog	-----
Extended Jog	- - - - -
Lope	—————
Leg Yield	
Lead Change	↗ ↘
Back	←←←←←
Marker	(B)
Sidepass	←-----→

[WH/1-10]

Pattern Provided by:

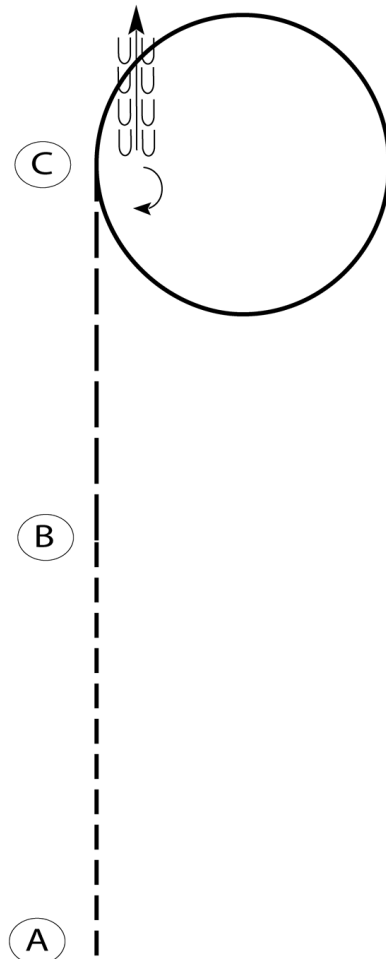
AHA

Aurora Horsemen's Association

Open Show

Western Horsemanship (14-18, 19-39, 40 & Over)

Show Date: 07-25-2020



Be ready at A.

1. Jog from A to B.
2. Extend the jog to C.
3. At C, lope a circle to the right
4. Even with C, stop and do a 180 degree turn to the right.
5. Back one horse length
6. Retire to the rail or line up at a jog.

Walk	-----
Jog	-----
Extended Jog	-----
Lope	=====
Leg Yield	
Lead Change	—/—
Back	←←←←←
Marker	Ⓚ
Sidepass	←-----→

[WH/2-19]

Pattern Provided by:

AHA

Aurora Horsemen's Association Open Show Western Horsemanship (Open)

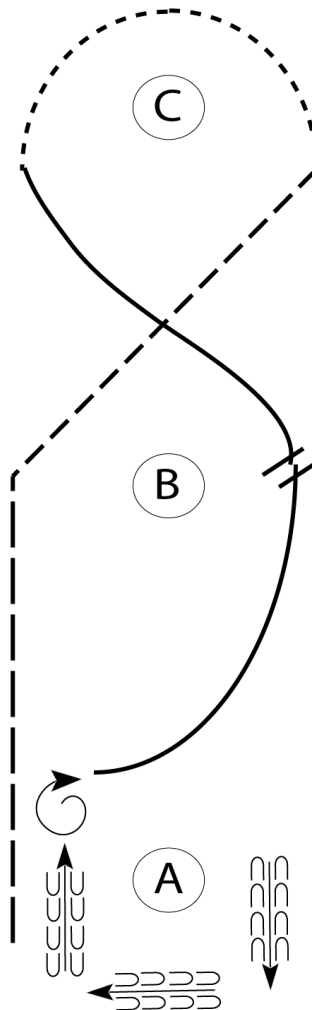
Show Date: 07-25-2020

Be ready at A.

1. Back around A as shown.
2. Perform a 1 1/2 turn right.
3. Lope on the right lead to B.
4. Change leads at B.
5. Lope on the left lead to C.
6. Walk around C.
7. Jog to B.
8. Extended jog from B to exit.

Pattern is over once you have passed A.

Follow the instructions of your ring steward.



Walk	-----
Jog	- - - - -
Extended Jog	— — — —
Lope	=====
Lead Change	
Back	
Marker	(B)

[WH/3-93]

Pattern Provided by:

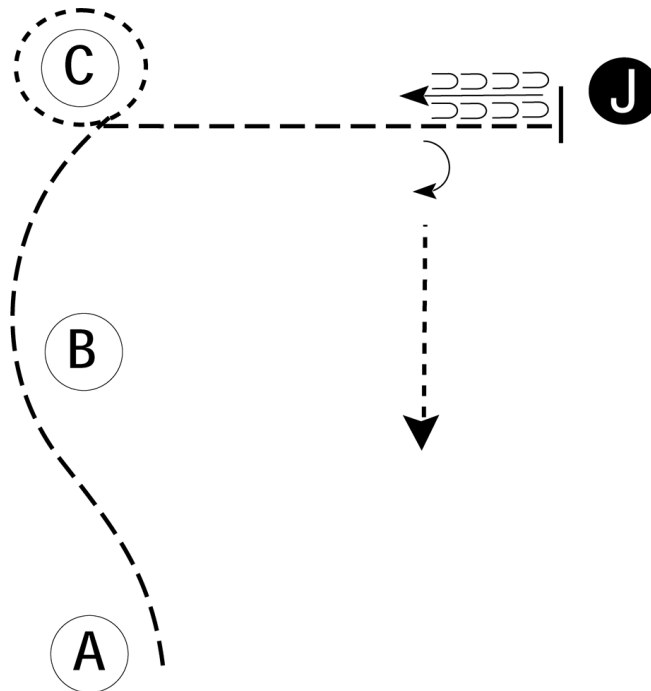
AHA

Aurora Horsemen's Association

Open Show

Showmanship (13 & Under)

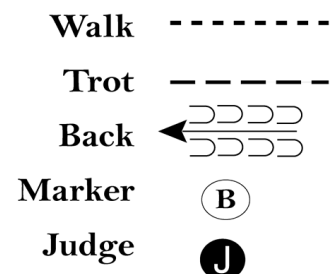
Show Date: 07-25-2020



Be ready at A.

1. When acknowledged, trot from A, around B and to C.
2. Walk a tight circle around C.
3. Trot to judge.
4. Stop and set up for inspection.
5. When dismissed, back approximately one horse length.
6. Perform a 90 degree turn and walk away from judge.

Follow the directions of your ring steward.



[S/2-58]

Pattern Provided by:

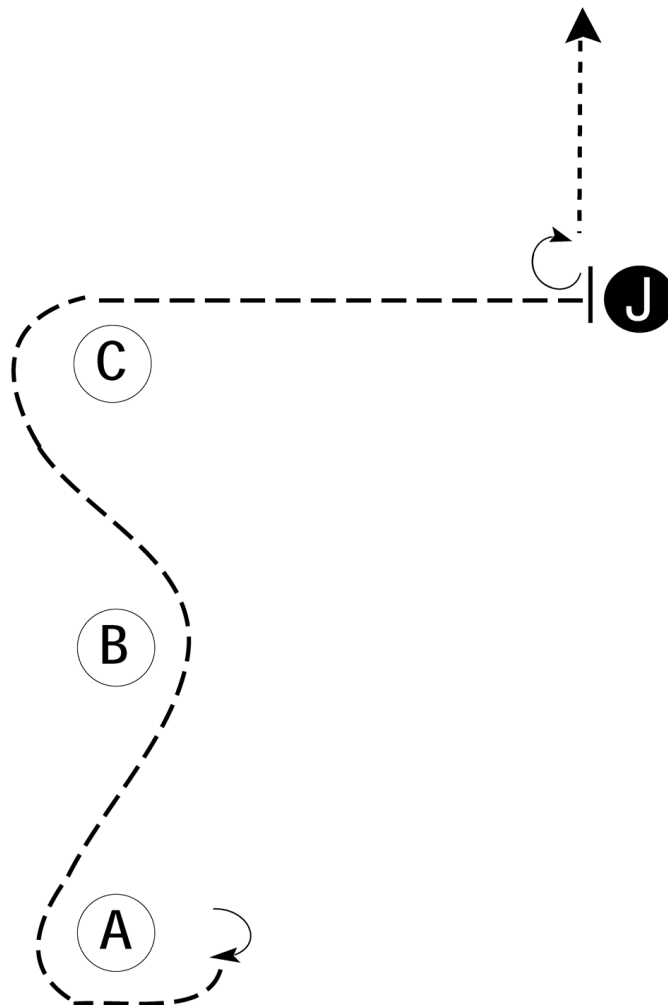
AHA

Aurora Horsemen's Association

Open Show

Showmanship (14-18, 19-39, 40 & Over)

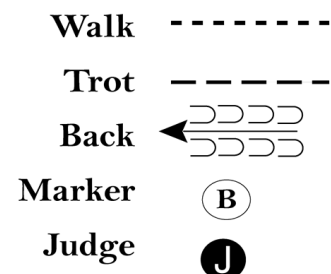
Show Date: 07-25-2020



Be ready at A.

1. When acknowledged, perform a 180 degree turn.
2. Trot around A, around B, around C and straight to judge.
3. Stop and set up for inspection.
4. When dismissed, perform a 270 degree turn and walk away from judge.

Follow the directions of the ring steward.



[S/2-59]

Pattern Provided by:

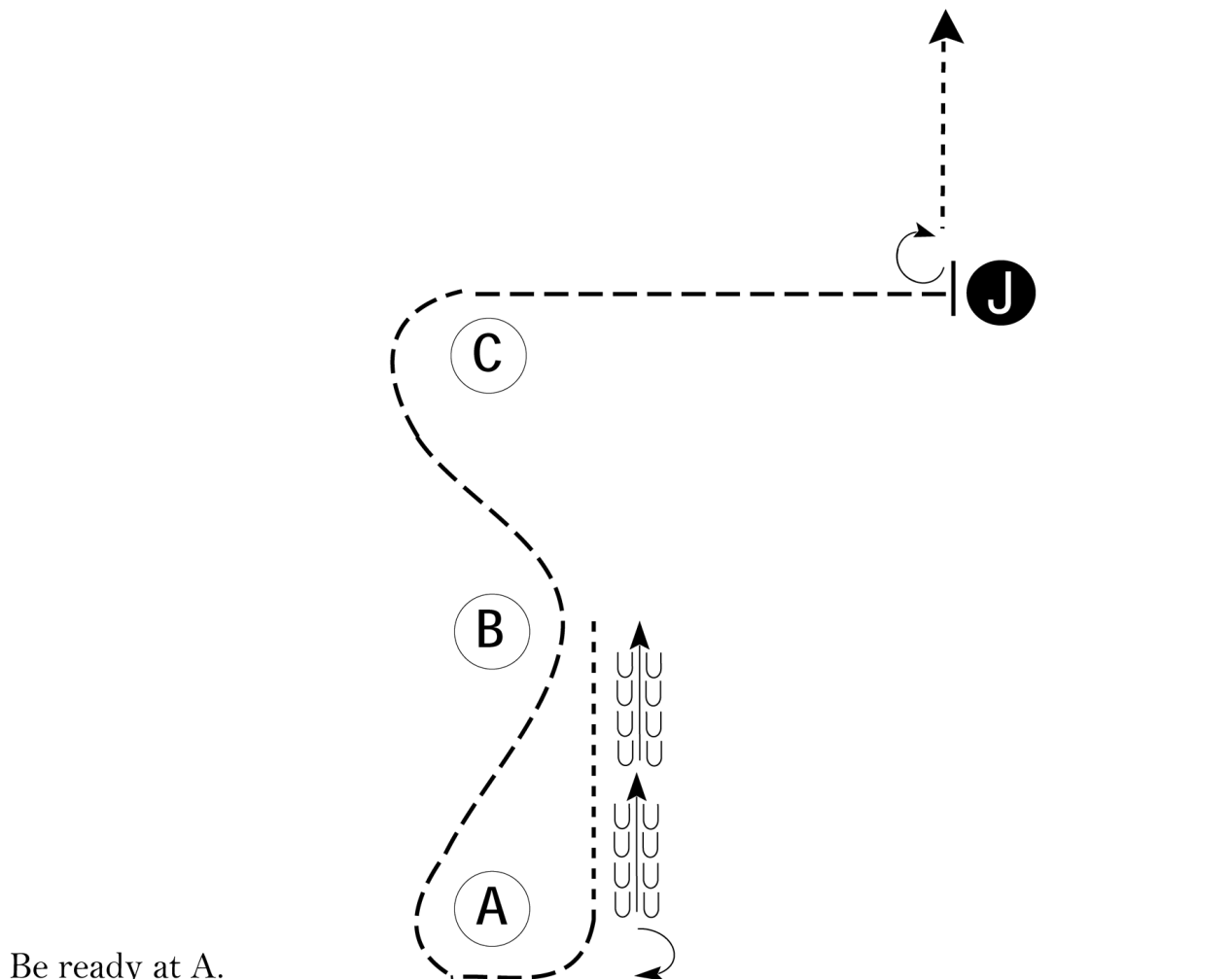
AHA

Aurora Horsemen's Association

Open Show

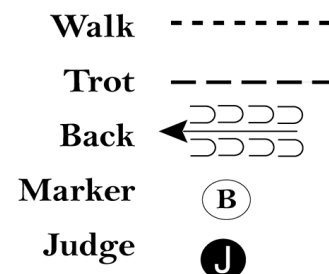
Showmanship (Open)

Show Date: 07-25-2020



Be ready at A.

1. When acknowledged, perform a 180 degree turn.
2. Back to B.
3. Walk to A.
4. Trot around A, around B, around C and straight to judge.
5. Stop and set up for inspection.
6. When dismissed, perform a 270 degree turn and walk away from judge.



Follow the directions of the ring steward.

Pattern Provided by:

AHA