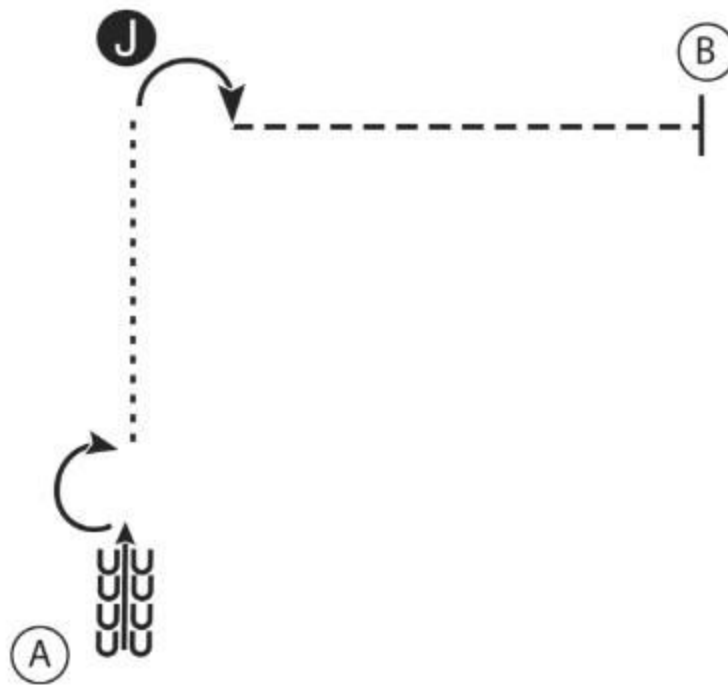



# Group E - Showmanship All Ages

Show Date:



1. Back 4 steps at A
2. Perform a 180 degree turn
3. Walk to the judge and set up for inspection
4. When dismissed perform a 90 degree turn and trot to B
5. Stop at B

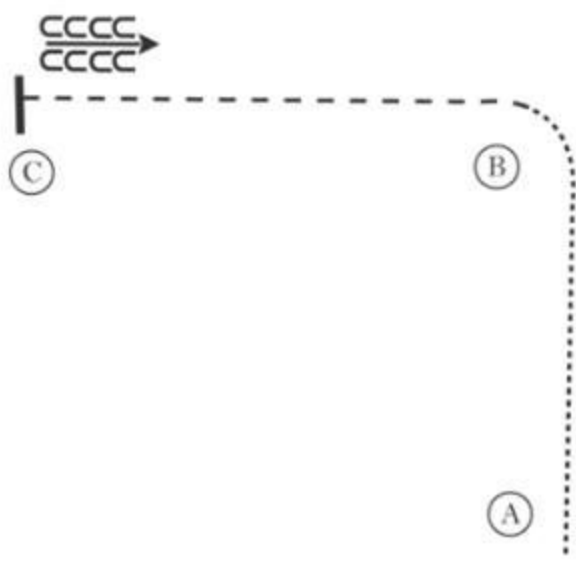
Walk .....  
Trot - - - - -  
Back ←   
Marker (B)  
Judge (J)

# Group E - Walk/Trot Horsemanship

Show Date:

www.HorseShowPatterns.com

www.HorseShowPatterns.com

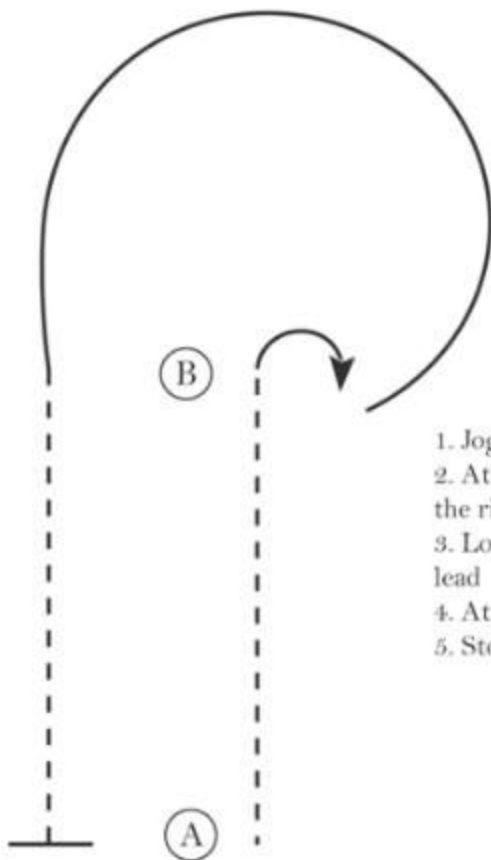


1. Walk A to B
2. Jog B to C
3. At C stop and back

Walk	.....
Jog	-----
Extended Jog	-----
Lope	—————
Leg Yield	
Lead Change	↗↘
Back	← C C C C
Marker	⊙ B
Sidepass	←——→

# Group E - 13 and Under Horsemanship

Show Date:

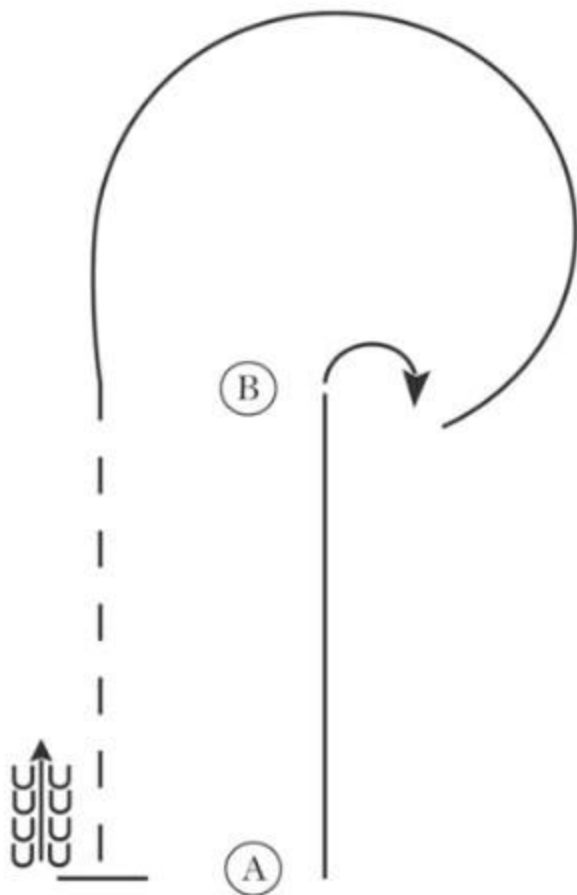


1. Jog A to B
2. At B perform a 90 degree turn to the right
3. Lope a circle around B on the left lead
4. At B jog to A
5. Stop at A.

Walk	.....
Jog	- - - - -
Extended Jog	— — — — —
Lope	—————
Leg Yield	
Lead Change	↗ ↘
Back	← ← ← ← ←
Marker	⊙ B
Sidepass	← — — — — →

# Group E - 14 and over Horsemanship

Show Date:

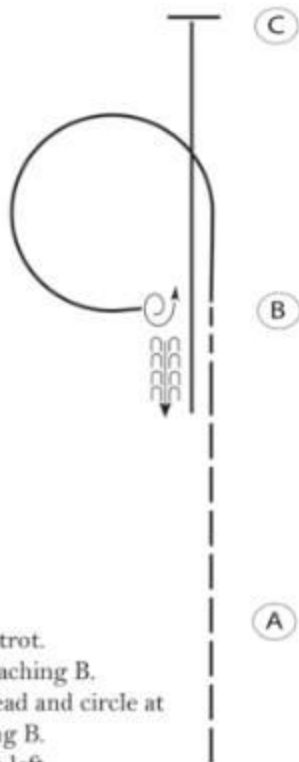


1. Lope on the right lead A to B.
2. At B perform a 90 degree turn to the right.
3. Lope a circle to B on the left lead.
4. At B extend the jog to A.
5. At A stop and Back 4 steps.

Walk	.....
Jog	- - - - -
Extended Jog	-----
Lope	—————
Leg Yield	
Lead Change	///
Back	←←←←
Marker	⊙ B
Sidepass	←- - - -→

# Group E - Open Horsemanship

Show Date:



Begin before A.

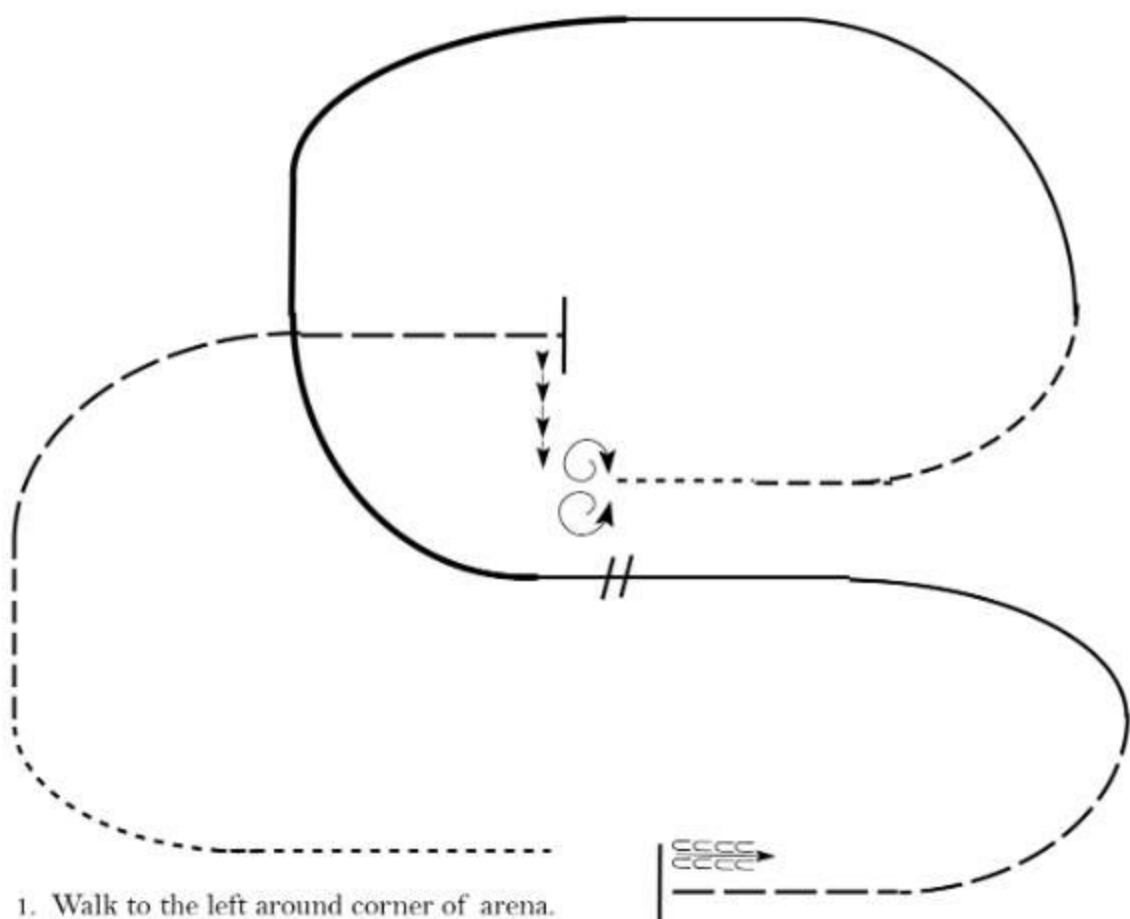
1. Pass A at an extended trot.
2. Slow to a jog before reaching B.
3. At B, lope on the left lead and circle at B as shown. Stop facing B.
4. Turn 1 1/4 turn to the left.
5. Back one horse length.
6. Lope on the right lead to C. Stop at C.

Follow the instructions of your ring steward.

Walk	-----
Jog	- - - - -
Extended Jog	- - - - -
Lope	—————
Leg Yield	
Lead Change	↖ ↗
Back	←←← ←←←
Marker	Ⓚ
Sidepass	←←

# Group E - All Ages Ranch Riding

Show Date:



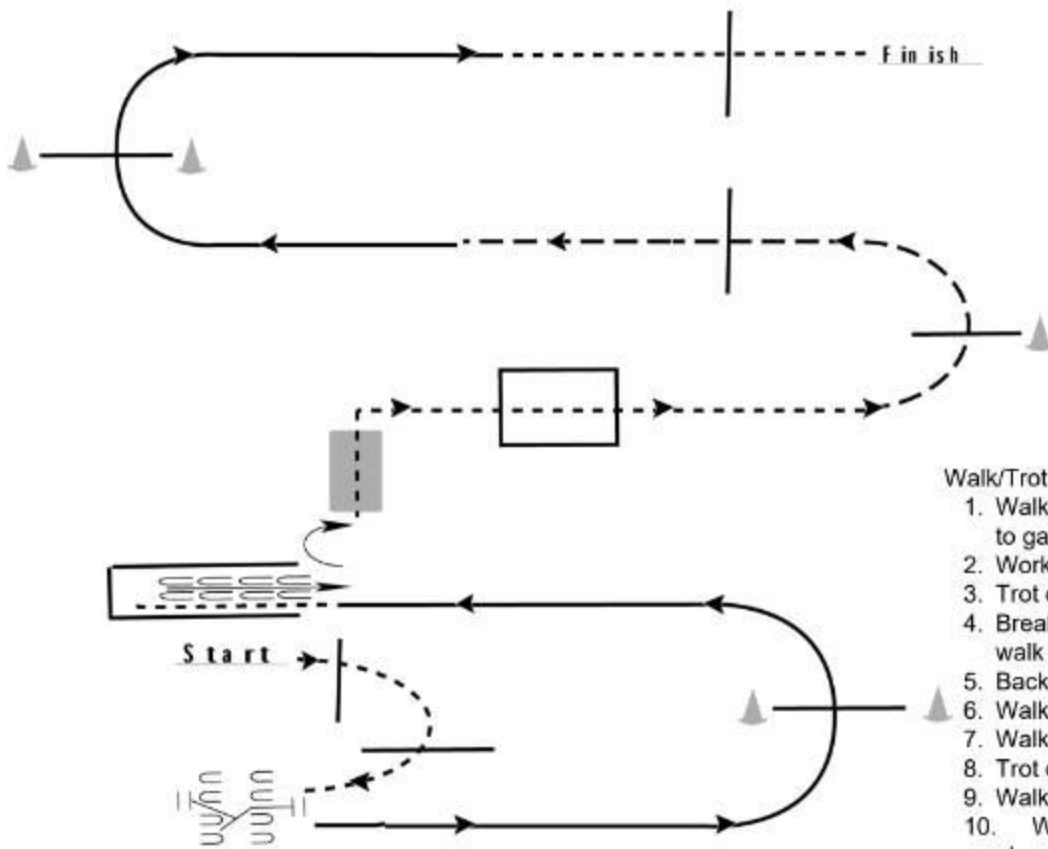
1. Walk to the left around corner of arena.
2. Trot
3. Extend alongside of the arena and around the corner to center.
4. Stop, side pass right
5. 360 degree turn each direction (either way 1st)
6. Walk.
7. Trot.
8. Lope left lead
9. Extend the lope
10. Change leads (simple or flying)
11. Collect to the lope
12. Extend trot
13. Stop and back

Walk/Trot  
\*\* Trot when pattern  
says lope\*\*

Walk	-----
Jog	- - - - -
Extended Jog	-----
Lope	-----
Lead Change	////
Back	← C C C C C
Marker	(B)

# Group E - All Ages Trail

Show Date: \_\_\_\_\_



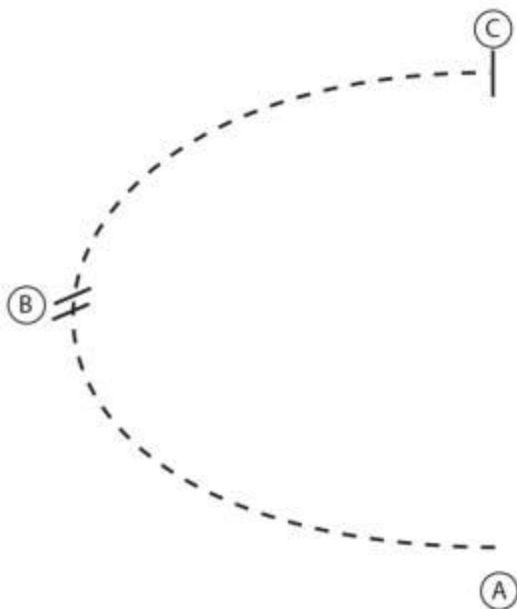
- Walk/Trot and In Hand
1. Walk over two poles to gate
  2. Work gate
  3. Trot over pole
  4. Break to a walk and walk into chute
  5. Back out of chute
  6. Walk over bridge
  7. Walk through box
  8. Trot over poles
  9. Walk over pole
  10. Walk over elevated pole to finish.

1. Walk over two poles to gate
2. Work gate with left hand
3. Lope on the left lead over pole
4. Break to a walk and walk into chute
5. Back out of chute
6. Walk over bridge
7. Walk through box
8. Trot over poles
9. Lope on the right lead over pole
10. Break to the walk and walk over final elevated pole to finish

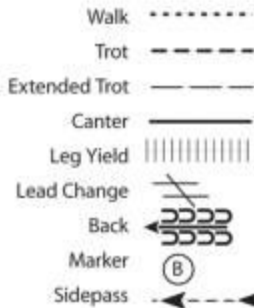
- |              |         |
|--------------|---------|
| Walk         | -----   |
| Jog          | -----   |
| Extended Jog | -----   |
| Lope         | —————   |
| Leg Yield    |         |
| Lead Change  | ↘       |
| Back         | ←←←     |
| Marker       | (B)     |
| Sidepass     | ←-----→ |

# Group E - Walk/Trot Eq.

Show Date:



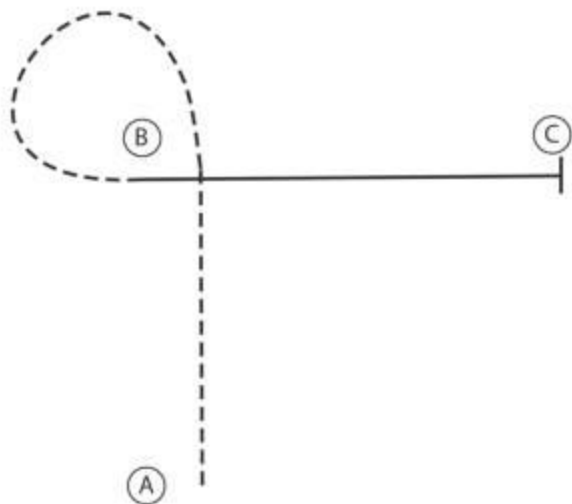
1. Posting trot A to B on the right diagonal
2. At B change diagonals and continue to C
3. Stop at C





# Group E - 13 and Under Eq.

Show Date:

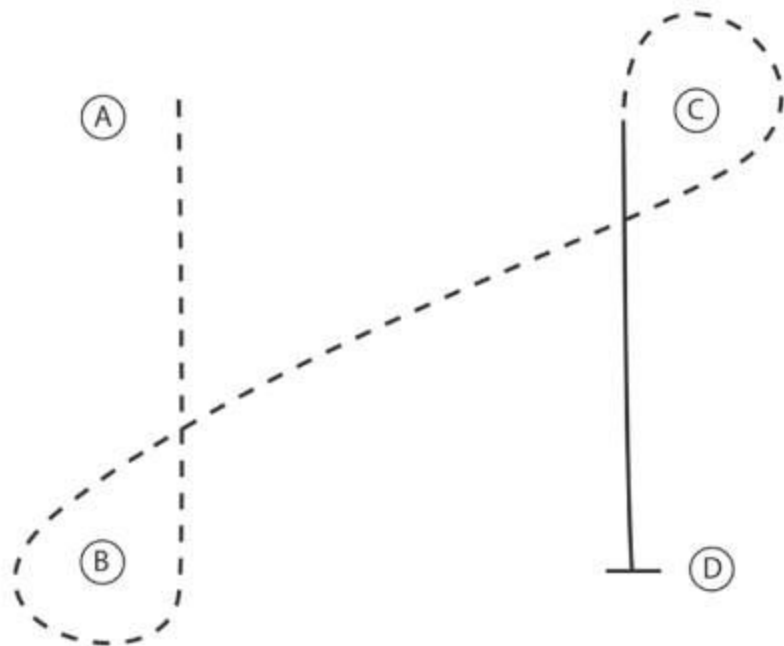


1. Sitting trot A to B
2. Posting trot around B
3. At B canter on the right lead to C
4. Stop at C

Walk	.....
Trot	-----
Extended Trot	-----
Canter	—————
Leg Yield	
Lead Change	↖ ↗
Back	←←←
Marker	⊙ B
Sidepass	←-----→

# Group E - 14 and over Eq.

Show Date:

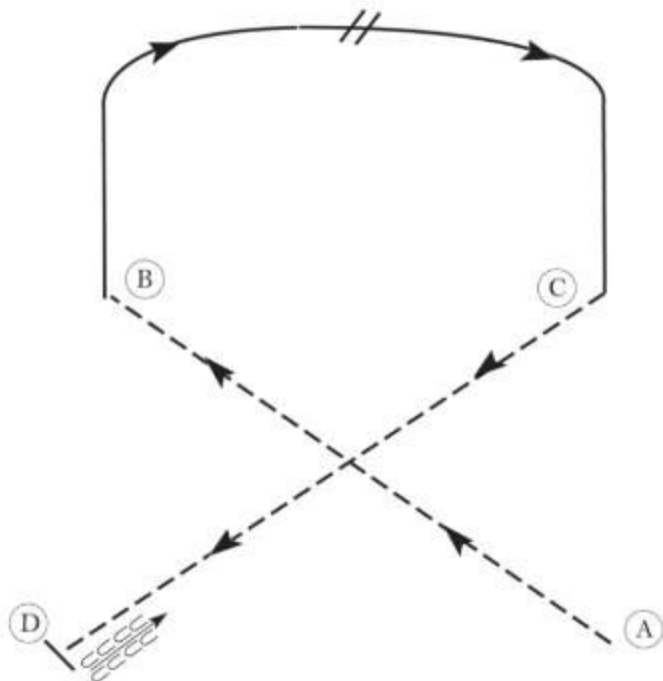


1. Sitting trot to and around B
2. Posting trot to and around C on the right diagonal
3. At C canter to D on the right lead
4. Stop at D

Walk	.....
Trot	- - - - -
Extended Trot	— — — — —
Canter	—————
Leg Yield	
Lead Change	↗ ↘
Back	←←←←←
Marker	⊙ (B)
Sidepass	← — — — — →

# Group E - Open Eq.

Show Date:



Be ready at A.

1. Sitting trot 1/2 way to B.
2. Posting trot on the left diagonal to B.
3. Canter on the left lead toward C.
4. At the top of the arc, change leads and canter on the right lead to C.
5. Posting trot on the right diagonal 1/2 way to D.
6. Sitting trot to D.
7. Halt at D and back approximately one horse length.

Exit at a sitting trot.

Walk	-----
Trot	- - - - -
Extended Trot	— — — — —
Canter	— — — — —
Leg Yield	
Lead Change	— / —
Back	← ← ← ← ←
Marker	(B)
Sidepass	← →
Hand Gallop	— — — — —